



Food and Agriculture Organization
of the United Nations



International Plant
Protection Convention



ICC | international
computing
centre

IPPC GeNS Application

Production Version

Release Notes

Release Version July 2020

INDEX

1 FIXES 3

2 ENHANCEMENTS 3

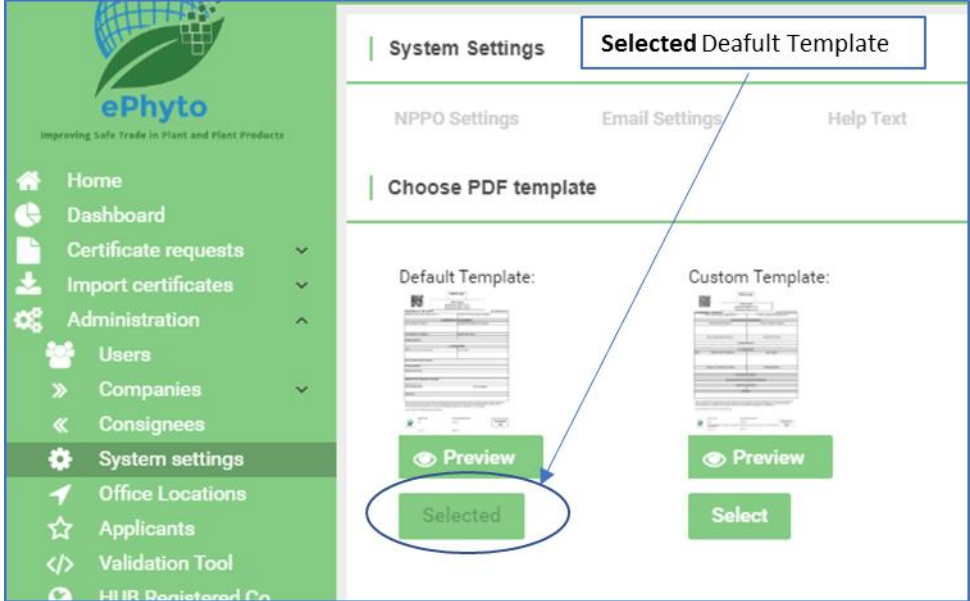
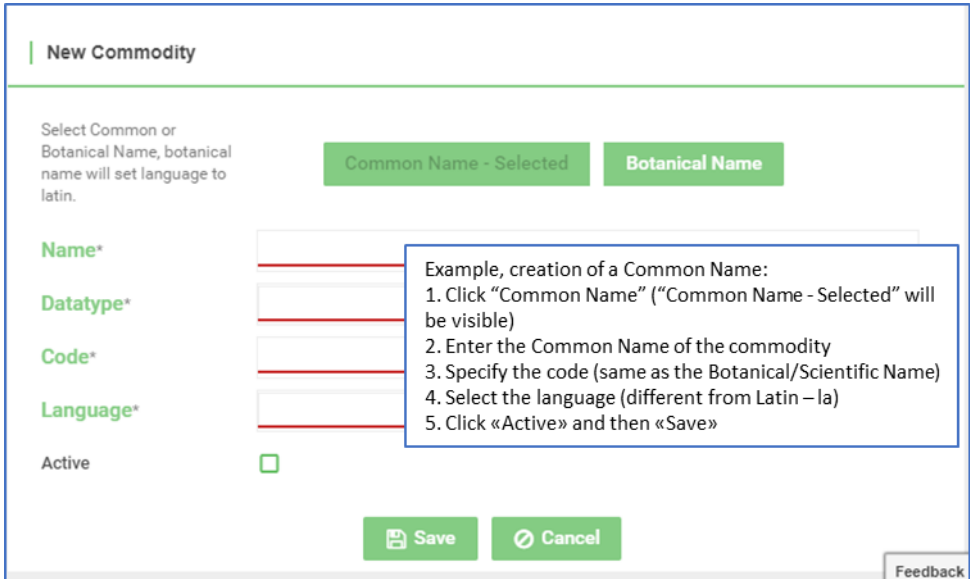
3 USER FEEDBACK 4

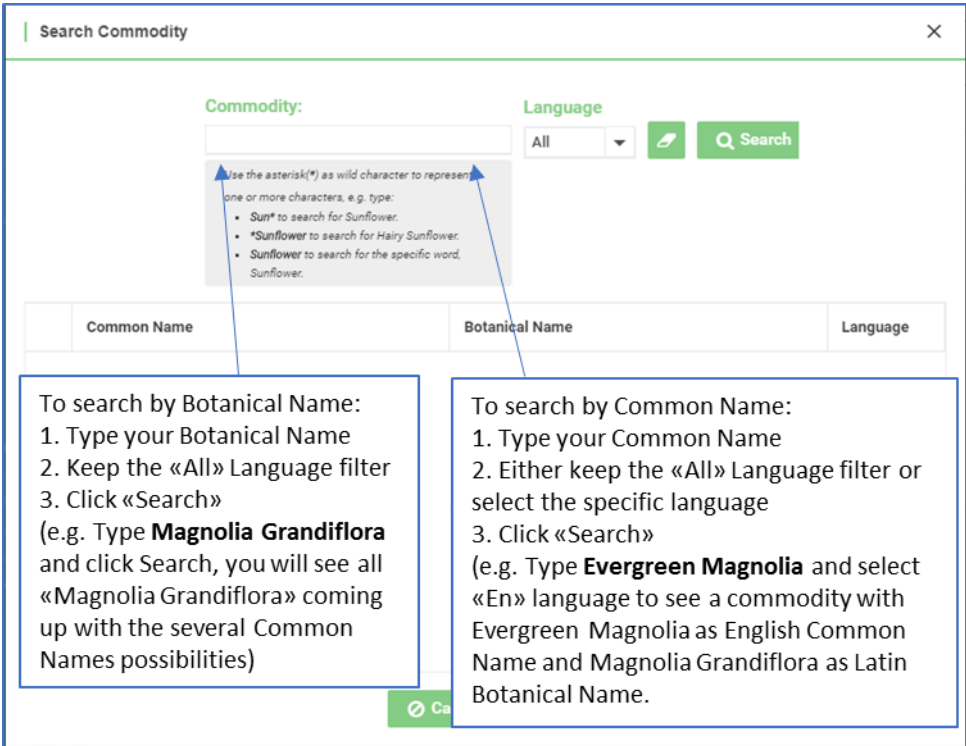
4 USER MANUALS 4

1 Fixes

Reference	Description
IGN-1514	Remove duplicated link from email notifications
IGN-1527	Improvement on Receiving procedure

2 Enhancements

Reference	Description
IGN-528	<p>[TEMPLATE] Custom Pdf Templates Management: go to System Settings, click the "PDF template" tab and choose your future template</p> 
IGN-1390	[TEMPLATE] Certificate formatting: remove space before weight/volume
IGN-1486	Change ZIP CODE to Postal Code everywhere in the application
IGN-1503	"Certificate Not Valid" message to provide more details about the error
IGN-1506	<p>Improve creation of Common Name and Botanical Name.</p>  <p>Example, creation of a Common Name:</p> <ol style="list-style-type: none"> 1. Click "Common Name" ("Common Name - Selected" will be visible) 2. Enter the Common Name of the commodity 3. Specify the code (same as the Botanical/Scientific Name) 4. Select the language (different from Latin – la) 5. Click «Active» and then «Save»
IGN-1504	[Company Registration on Login Page] Change Look & Feel of the form



IGN-1509	Change True/False to Enabled/Disabled terminology in System Settings
IGN-1510	Provide a Search bar in System Settings
IGN-1511	Certificate Search to be improved on all lists of Certificates (e.g. if I type in the Search bar a Consignee Name, the certificates with such Consignee Name should be found)
IGN-1512	In a tablet resolution it is possible to move from right to left and vice versa
IGN-1568	<p>Improvement on Search feature at Trade Line Item:</p> <ul style="list-style-type: none"> -Set default search on both Botanical Name and Common Name -Search by "All" languages by default -If you type a Common Name in the Search bar, you can choose to select a specific language in the relevant filter.  <p>The screenshot shows a 'Search Commodity' window with a search bar, a language dropdown set to 'All', and a 'Search' button. Below the search bar is a table with columns for 'Common Name', 'Botanical Name', and 'Language'. A tooltip explains the use of asterisks as wild characters. Two callout boxes provide detailed instructions for searching by Botanical Name and Common Name.</p> <div style="display: flex; justify-content: space-around;"> <div style="border: 1px solid black; padding: 5px; width: 45%;"> <p>To search by Botanical Name:</p> <ol style="list-style-type: none"> 1. Type your Botanical Name 2. Keep the «All» Language filter 3. Click «Search» <p>(e.g. Type Magnolia Grandiflora and click Search, you will see all «Magnolia Grandiflora» coming up with the several Common Names possibilities)</p> </div> <div style="border: 1px solid black; padding: 5px; width: 45%;"> <p>To search by Common Name:</p> <ol style="list-style-type: none"> 1. Type your Common Name 2. Either keep the «All» Language filter or select the specific language 3. Click «Search» <p>(e.g. Type Evergreen Magnolia and select «En» language to see a commodity with Evergreen Magnolia as English Common Name and Magnolia Grandiflora as Latin Botanical Name.</p> </div> </div>

3 User Feedback

Reference	Description
IGN-1563	[USER FEEDBACK] Imported certificates are showing the Agency logo (bottom right corner) of the GeNS Exporting Country

4 User Manuals

Reference	Description
User Manuals (Last updated on: 13 March 2020)	<ol style="list-style-type: none"> 1. Log in with your GeNS credentials 2. Go to "Documents" and click the relevant link <p style="text-align: center;">NPPO profiles</p>

	 <ul style="list-style-type: none">. GeNS User Guide - NPPO Administrator. GeNS User Guide - NPPO Officer. GeNS User Guide - NPPO Inspector. GeNS User Guide - NPPO Assistant <p><u>Company profiles</u></p>  <ul style="list-style-type: none">. GeNS User Guide - Company Administrator. GeNS User Guide - Company User
--	---