



Food and Agriculture Organization
of the United Nations



International Plant
Protection Convention



ICC | international
computing
centre

IPPC GeNS Application

Production Version

Release Notes

Release Version September 2020

INDEX

1 FIXES 3

2 ENHANCEMENTS 3

3 USER FEEDBACK 3

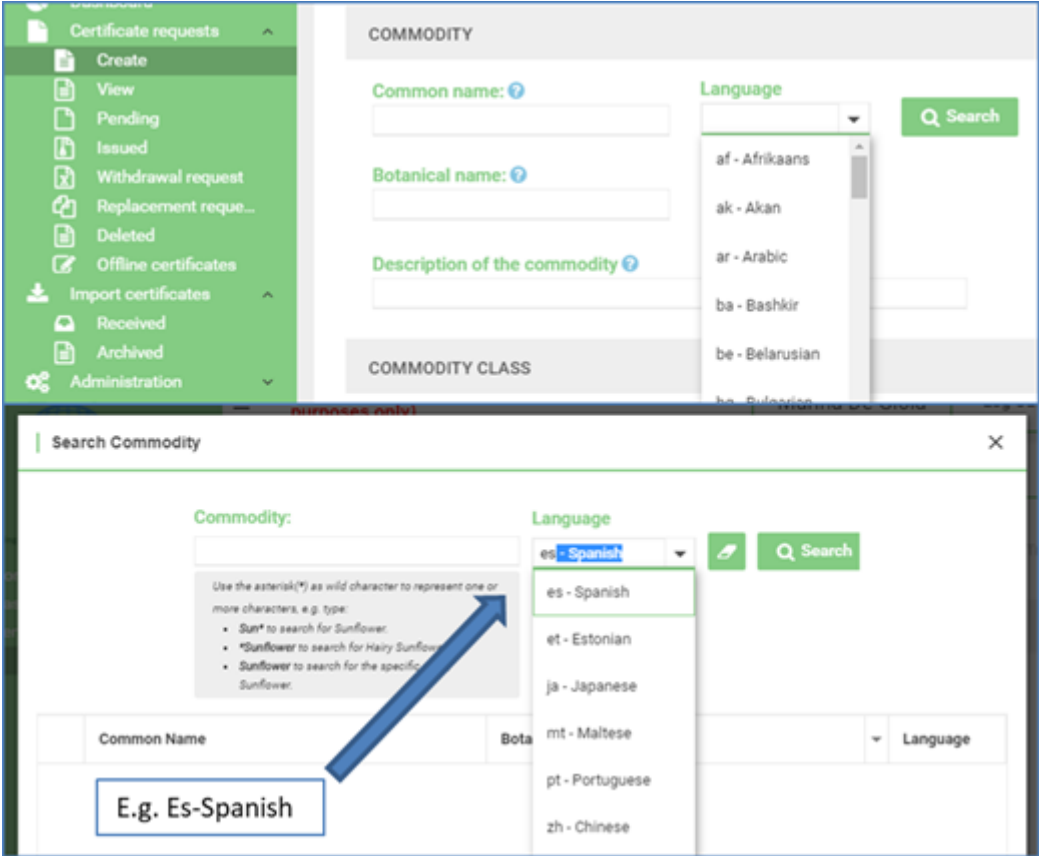
4 USER MANUALS 4

1 Fixes

Reference	Description
IGN-1038	ePhyto timestamp according to the country profile time zone
IGN-1564	[Email notification] Company User to be able to be redirected to a specific certificate by clicking the link received by email
IGN-1607	Internal Server Error when landing on lists of certificates
IGN-1608	Show certificates to NPPO based on "Office" only after clicking on "Search"

2 Enhancements

Reference	Description
IGN-1552	[Search Commodity - Language feature] keep Language Code next to Language Name (e.g. ES-Spanish)



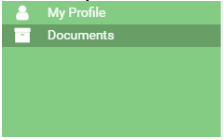

The screenshot shows the 'Search Commodity' interface. The 'Language' dropdown menu is open, displaying a list of languages with their corresponding codes: af - Afrikaans, ak - Akan, ar - Arabic, ba - Bashkir, be - Belarusian, and es - Spanish. A blue arrow points to the 'es - Spanish' option. Below the arrow, a box contains the text 'E.g. Es-Spanish'. The interface also includes a 'Search' button and a 'Commodity' search field.

3 User Feedback

Reference	Description
IGN-1542	[USER FEEDBACK] Company must have the Exporter Name/Address filled in automatically when creating a CR
IGN-1547	[USER FEEDBACK] Limit view of Exporters within a CR according to Company profile
IGN-1591	[USER FEEDBACK] "Import From Previous Items" button should allow to import the Additional Declaration of the previous commodity

IGN-1619	[USER FEEDBACK] Dashboard Data Extract should not give "Evaluation error"
IGN-1621	[USER FEEDBACK] Update Company Name from "Unicon" to "Union"
IGN-1624	[USER FEEDBACK] the only site resources being blocked are the google analytics
IGN-1628	[USER FEEDBACK] namespace not defined in the transit ID element

4 User Manuals

Reference	Description
User Manuals (Last updated on: 13 March 2020)	<ol style="list-style-type: none"> 1. Log in with your GeNS credentials 2. Go to "Documents" and click the relevant link <p><u>NPPO profiles</u></p>  <ul style="list-style-type: none"> . GeNS User Guide - NPPO Administrator . GeNS User Guide - NPPO Officer . GeNS User Guide - NPPO Inspector . GeNS User Guide - NPPO Assistant <p><u>Company profiles</u></p>  <ul style="list-style-type: none"> . GeNS User Guide - Company Administrator . GeNS User Guide - Company User